


# Welcome to Hillshott Infant!




## Year 2 Information Meeting



Mrs Pring and Miss Ireland

# Purpose and Aims

- To explain the curriculum and expectations for children in Year 2.
- To explain the current assessment format for Key Stage One.
- To explain how the school will support the children.
- To explain how parents/carers can support their children.




# As a school we...

- Follow the national curriculum through our long term and medium term plans (see website)

([https://assets.publishing.service.gov.uk/government/uploads/system/uploads/attachment\\_data/file/381344/Master\\_final\\_national\\_curriculum\\_28\\_Nov.pdf](https://assets.publishing.service.gov.uk/government/uploads/system/uploads/attachment_data/file/381344/Master_final_national_curriculum_28_Nov.pdf))

- Give children a balance of practical and written work.
- Give children feedback in various ways.
- Make learning fun!
- Allow the children to work both independently and supported by an adult.



# English ideas

## Reading

- Encourage your child to read daily. It is so vital for their development.
- Ask questions about the story.
- Look for interesting vocabulary.
- We also celebrate reading through book worm prizes in assembly.

## Writing

- Practise handwriting. Before joining, ensure your child/ren are forming letters from the correct starting point.
- Practise and learn weekly spelling lists – make it fun!
- Practise spelling Common Exception Words.
- Remember that good readers become good writers! Identify good writing features when reading (e.g. vocabulary, sentence structure, punctuation).
- Show your appreciation: praise and encourage, even for small successes!



Name \_\_\_\_\_

Class \_\_\_\_\_

Add sound buttons to the words below:

before ●●●—	chance —●●—	station ●●●—●●	usual ●●●—
explosion	talk	pitch	delicious

Look	Say	Cover	Write	Check	Write	Check	Write	Check
before								
chance								
station								
usual								
explosion								
talk								
pitch								
delicious								

# Maths ideas

- Practise number bonds to 10 and 20.  
(E.g.  $7 + 3 = 10$   $17 + 3 = 20$ )
- Practise times tables at home (2x, 5x and 10x).
- Talk about 2D and 3D shapes you see in the environment.
- Practise telling the time to o'clock, half past, quarter past and quarter to.
- Fractions can always weave in!





# LOVELY LETCHWORTH- Year 2

## Autumn Term 1- Medium Term Plan

	English	Mathematics	Science	Topic	PSHE	P.E	R.E	Art and DT	Music	Computing
Week 1	Introduction to traditional tales	Representing numbers in different ways to 20.	Scientists and Inventors: Greenhouse Growing	Introduction to topic 'Lovely Letchworth'. KWL	Everyone can sparkle circle time	Multi Skills Tag rugby	-	Class artwork all about me.	-	Purple Mash - my body reminder of logging in skills.
Week 2	Children of the Lir	Ordering numbers/ partitioning Securing fluency to 20	Scientists and Inventors: Brilliant Botany	Who was Ebenezer Howard?	Jigsaw Being me in my world	Multi Skills Tag rugby	To identify who is in my family	Art - Sketching skills	Rhythm and Pulse	Purple Mash coding - Algorithms
Week 3	Children of the Lir	Place value and regrouping	Scientists and Inventors: Doctors Surgery	Letchworth historical walk	Jigsaw Being me in my world	Multi Skills Tag rugby	To identify positive traits in myself and explore where they have come from	Art - exploring pattern	Rhythm and Pulse	Purple Mash coding - Collision detection
Week 4	Rapunzel	Counting on and back	Scientists and Inventors: Discovering Germs	Plotting our route on a satellite map	Jigsaw Being me in my world	Multi Skills Tag rugby	To explore Christian and Jewish homes	Art - exploring sculpture	Rhythm and Pulse	Purple Mash coding - using a timer
Week 5	Rapunzel	Ordering and comparing numbers	Scientists and Inventors: Charles Macintosh	Spotting human and physical features of Letchworth.	Jigsaw Being me in my world	Multi Skills Tag rugby	To identify the roles of Christian and Jewish leaders	Art - Making land art sculpture (Andy Goldsworthy)	Rhythm and Pulse	Purple Mash coding - different object types
Week 6	Rapunzel	Mental addition and subtraction	Scientists and Inventors: Rachel Carson	Creating a sketch map of the schools local area	Jigsaw Being me in my world	Multi Skills Tag rugby	To identify what is most important in a home and family.	DT - Healthy food rating restaurants in Letchworth.	Rhythm and Pulse	Purple Mash coding - buttons
Week 7	Mixed up fairy tales writing	Finding complements of 10 and 100	Scientists and Inventors: Wind power	Creating an aerial map of the school grounds	Jigsaw Being me in my world	Multi Skills Tag rugby	To explore what a perfect home is like and if one even exists.	DT - Design a signature dish for balanced dish.	Rhythm and Pulse	Purple Mash coding - Debugging
Week 8	Benjamin Zephaniah poetry	Add and Subtract Numbers Mentally Using 1- and 2-Digit Numbers	Black History Month	Black History Month	Black History Month	Multi Skills Tag rugby	-	Black History Month	-	Catch up or extension of coding.



# General information

- PE kits – long bottoms and shorts, trainers and plimsolls, top and jumpers.
- Homework handed in by Wednesday and out on Fridays.
- Spellings out every Friday (look, cover, write and check).
- Reading books will be changed once per week. Children are encouraged to reread for fluency and comprehension.






# More Information

In June, Year 2 children who did not meet the expectation for the phonics screening check in Year 1 will resit this test.

In 2023/2024, the SAT's are no longer compulsory. Teachers will use a range of strategies to assess children's Key Stage 1 exit points. Expectations will remain in place and teacher assessments will continue (similar to Year 1).



# How can parents help?

- Support your child with homework tasks; including reading, maths and spelling.
- Begin a writing diary with your child to practice their skills.
- Encourage your child to do their best.
- When reading at home with your child, ask them questions about the text to ensure they understand what they have read.
- Talk about the characters and how they might be feeling and make predictions about what they think might happen next.
- Attend Parent's Evening meetings where teachers will share specific targets with you.

